



akatherm HDPE
Soil & Waste System

Aim higher



FACT

Trend towards prefabrication

In most countries the labour costs are becoming an increasing part of the total installed cost of a project. To keep these costs at a minimum all major builders are steering towards prefabrication and modular design.



FACT

Evermore durable

Total cost of ownership is the name of the game. When translating this to installed systems, it means durable and quality materials that are proven to be low maintenance, now and in the future.



FACT

Complex modular designs

While building plans can take several years to develop because of large and complex designs, the building itself takes up less and less time. This requires modular design and smart use of materials on site.

Driven by durability

Modern building designs present evermore extreme challenges. Today, whether a consultant or installer, you need soil & waste solutions capable of responding to the commercial challenges faced by your clients' and end users' businesses. The drive for more:

Durability

Akatherm HDPE soil & waste systems are made from polyethylene, a durable material with a very long lifetime.

Low cost of ownership

Easy prefabrication and installation with secure joints all work together to keep the total cost of ownership at a minimum.

Security and flexibility

Akatherm HDPE soil & waste systems can be poured into concrete, embedded in the ground or hung from the ceiling and still sustain and perform.



These particular challenges can only be overcome by a specialist drainage solution. Akatherm helps you meet these demands with confidence.

Akatherm offers more than just a soil & waste system. Like every specialist drainage solution from Akatherm, it comes with a comprehensive level of support.

All our systems are backed by dedicated software, full training and unique products, plus the service standards you would expect from high performance drainage experts and the worldwide backing of the Aliaxis group.



Decisive advantages of Akatherm HDPE

High Density Polyethylene is an exceptionally flexible and tough material, highly resistant to mechanical stress and impact even at low temperatures.

Akatherm HDPE has a complete product range consisting of pipes and fittings from 40 mm to 315 mm. It includes a wide range of branches, bends, traps, sanitary and connection fittings.

HDPE is a light weight system with simple and secure jointing techniques like electrofusion. It is a fully closed system with homogenous joints. Cost saving prefabrication is possible even in large sizes.



Be smarter

Akatherm HDPE has a high temperature and chemical resistance which makes it ideal for drainage in residential housing, commercial kitchens and laundries. It is flexible and tough for installation underground and embedded in concrete. Its closed system is perfect for trade waste applications like industrial and laboratory fluids where system integrity and secure homogenous connections are critical.



Chemical resistant



Elastic



Hot water resistant



Impact-resistant and tough

Quality and certification

Akatherm HDPE is developed and manufactured within an ISO 9001 Quality Assurance system and complies with the EN 1519 and other relevant international standards as well as meeting numerous national approved quality and safety standards.



Germany



The Netherlands



Switzerland



Belgium



Denmark



Sweden



Italy



Australia



Austria



France



Finland




ISO 9001
Quality
management system



ISO 14001
Environmental
management system

Joining technology

Akatherm HDPE offers a choice of welded and mechanical joining techniques. Welded joints provide a homogenous joint ideal for ceiling voids, vertical stacks and underground pipework. Mechanical joints offer adjustability, flexibility and the option to demount.



Mechanical joints

- Plug-in joint
- Snap joint
- Screw-thread joint
- Flanged joint
- Contraction sleeve
- Sleeve coupling
- Metal coupling
- Rubber collar joint

Welded joints


- Butt-weld joint
- Electrofusion joint

Suited for efficient joints and prefabrication

Butt-welding homogeneously joints HDPE pipes and fittings into prefabricated sections without using additional connection fittings.



Suited for on-site joints in tight areas

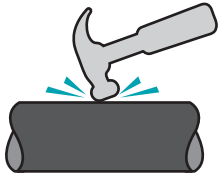


Electrofusion is a rapid and simple way of permanently joining individual pipes and fittings or prefabricated pipe sections in tight places.

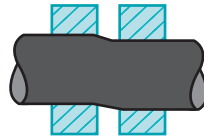
Think it. Build it.

Simple, secure & fast

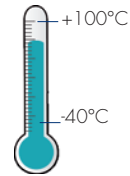
+ Material advantages



Impact-resistant and tough:
Unbreakable at temperatures
above 5°C



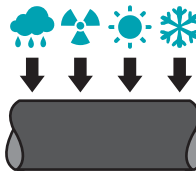
Elastic and flexible:
Adjusts to local ground movement
for underground use



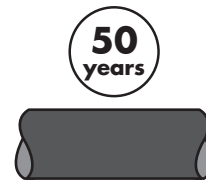
Thermal resistant:
Applications possible between
-40°C and 100°C



Chemical resistant:
Suitable for transport of polluted
waste water

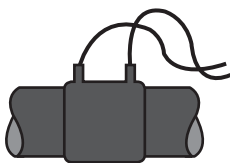


UV & weather resistant:
Unrestricted outside use through
carbon black additives



Wear resistant:
Lower cost due to long lifetime

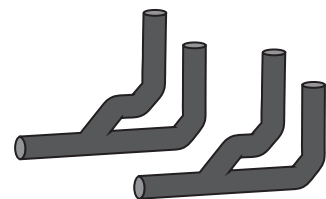
+ System advantages



Welded system:
Simple and secure installation
using butt-welding and electrofusion



Homogeneous welded joints:
Pull tight and leak proof for a
completely closed system



Prefabrication:
Fast and cost-saving installation
of repetitive systems



Light in weight:
Cost saving in transport and
handling



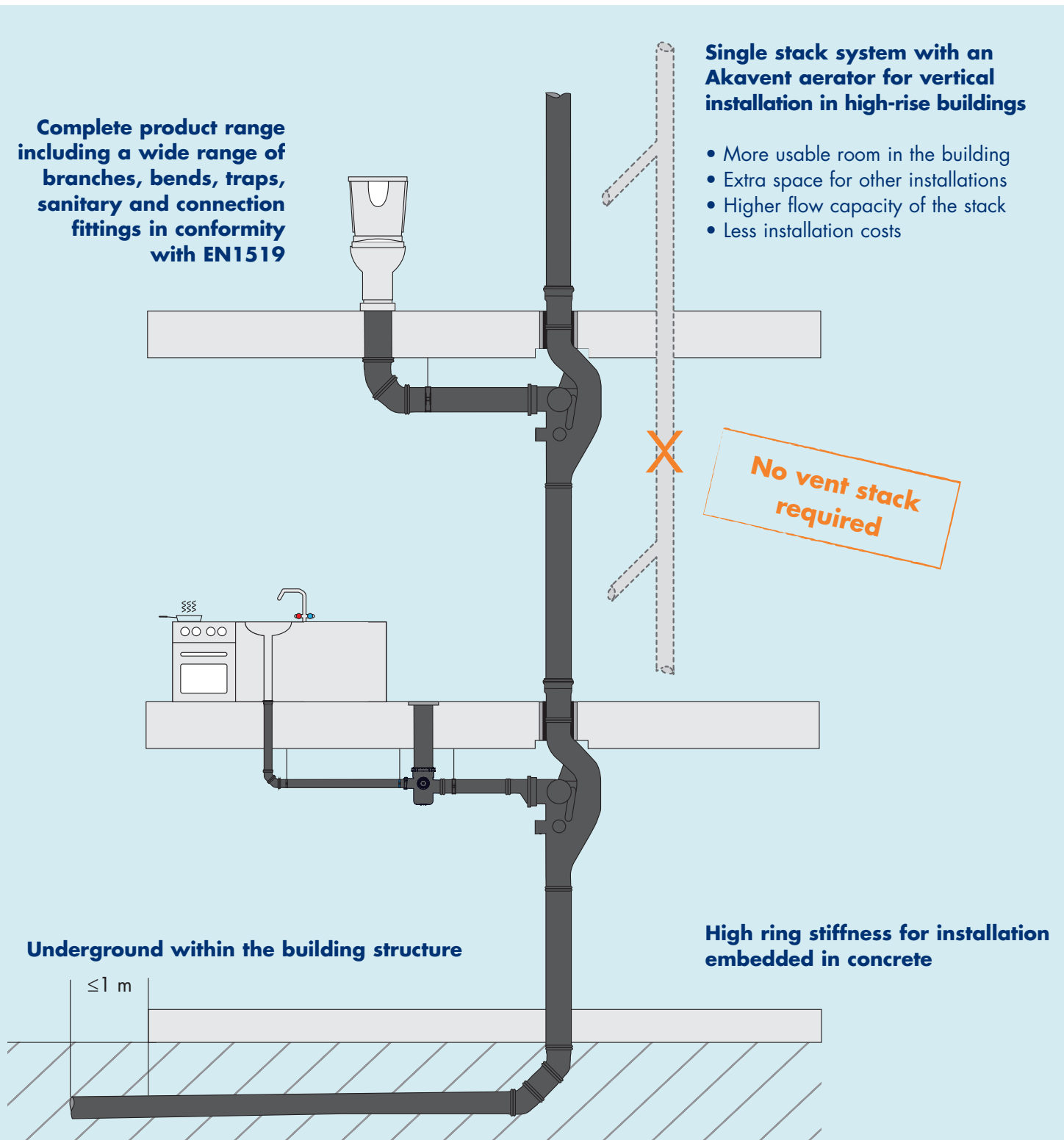
Low heat conductivity:
No condensation insulation required
during short periods of cooling



Non-toxic:
100% recyclable and environ-
mental friendly

Aim higher

Because skyscrapers are designed evermore extreme, a single stack soil & waste system offers you the possibility to aim higher. End users gain more useable space inside the building because the vent pipe is obsolete. Architects can create extreme building shapes and go 'sky high' because the unique aspects offer several flexible connection possibilities. Material and installation costs are reduced through low weight, the vent pipe being obsolete and prefabricated pipe segments.



Pipes

Pipe tempered



	d ₁	Art. Nr.
	40 x 3,0	10 04 00
	50 x 3,0	10 05 00
	56 x 3,0	10 56 00
	63 x 3,0	10 06 00
	75 x 3,0	10 07 00
	90 x 3,5	10 09 00
	110 x 4,2	10 11 00
	125 x 4,8	10 12 00
	160 x 6,2	10 16 00
	200 x 7,7	10 20 10
	250 x 9,6	10 25 10
	315 x 12,1	10 31 10
	200 x 6,2	10 20 00
	250 x 7,7	10 25 00
	315 x 9,7	10 31 00

Fittings

Reducer eccentric



	d ₁ /d ₂	Art. Nr.
	50/40	16 05 04
	56/40	16 56 04
	56/50	16 56 05
	63/40	16 06 04
	63/50	16 06 05
	63/56	16 06 56
	75/40	16 07 04
	75/50	16 07 05
	75/56	16 07 56
	75/63	16 07 06
	90/40	16 09 04
	90/50	16 09 05
	90/56	16 09 56
	90/63	16 09 06
	90/75	16 09 07
	110/40	16 11 04
	110/50	16 11 05
	110/56	16 11 56
	110/63	16 11 06
	110/75	16 11 07
	110/90	16 11 09
	125/50	16 12 05
	125/56	16 12 56
	125/63	16 12 06
	125/75	16 12 07
	125/90	16 12 09
	125/110	16 12 11
	160/110	16 16 11
	160/125	16 16 12

Reducer eccentric long



	d ₁ /d ₂	Art. Nr.
	200/110	14 20 11
	200/125	14 20 12
	200/160	14 20 16
	250/200	14 25 20
	315/200	14 31 20
	315/250	14 31 25

Bend 90°



	d ₁	Art. Nr.
	160	11 16 91
	200	11 20 91
	250	11 25 91
	315	11 31 91

Reducer concentric



	d ₁ /d ₂	Art. Nr.
	40/32	15 04 03
	50/32	15 05 03
	50/40	15 05 04
	56/40	15 56 04
	56/50	15 56 05
	63/40	15 06 04
	63/50	15 06 05
	63/56	15 06 56
	75/40	15 07 04
	75/50	15 07 05
	75/56	15 07 56
	75/63	15 07 06
	90/40	15 09 04
	90/50	15 09 05
	90/56	15 09 56
	90/63	15 09 06
	90/75	15 09 07
	110/40	15 11 04
	110/50	15 11 05
	110/56	15 11 56
	110/63	15 11 06
	110/75	15 11 07
	110/90	15 11 09
	125/50	15 12 05
	125/56	15 12 56
	125/63	15 12 06
	125/75	15 12 07
	125/90	15 12 09
	125/110	15 12 11
	160/110	15 16 11
	160/125	15 16 12
	200/160	15 20 16
	250/160	15 25 16
	250/200	15 25 20
	315/200	15 31 20
	315/250	15 31 25

Bend 90° with long side



	d ₁	Art. Nr.
	40	11 04 92
	50	11 05 92
	56	11 56 92
	63	11 06 92
	75	11 07 92
	90	11 09 92
	110	11 11 92
	125	11 12 92

Bend 15°



	d ₁	Art. Nr.
	110	18 11 15
	125	18 12 15
	160	18 16 15
	200	18 20 15
	250	18 25 15
	315	18 31 15

Bend 30°



	d ₁	Art. Nr.
	110	18 11 30
	125	18 12 30
	160	18 16 30
	200	18 20 30
	250	18 25 30
	315	18 31 30

Bend 90° reduced



	d ₁ /d ₂	Art. Nr.
	50/40	17 05 04
	63/50	17 06 05

Bend 180°



	d ₁	Art. Nr.
	40	11 04 99
	50	11 05 99
	56	11 56 99
	63	11 06 99

Bend 88,5° electrofusible



	d ₁	Art. Nr.
	110	11 11 98

Elbow 88,5°



d ₁	Art. Nr.
40	12 04 88
50	12 05 88
56	12 56 88
63	12 06 88
75	12 07 88
90	12 09 88
110	12 11 88
125	12 12 88
160	12 16 88
200	12 20 88
250	12 25 88
315	12 31 88

Elbow 45°



d ₁	Art. Nr.
40	12 04 45
50	12 05 45
56	12 56 45
63	12 06 45
75	12 07 45
90	12 09 45
110	12 11 45
125	12 12 45
160	12 16 45
200	12 20 45
250	12 25 45
315	12 31 45

Elbow 45° with long side



d ₁	Art. Nr.
75	12 07 46
90	12 09 46
110	12 11 46

Elbow 90° with long side



d ₁	Art. Nr.
90	12 09 93
110	12 11 93

Y-piece 60°



d ₁ /d ₂	Art. Nr.
110/110	33 11 00
125/110	33 12 00
160/110	33 16 00

Y-branch 45°



d ₁ /d ₂	Art. Nr.
40/40	30 04 04
50/40	30 05 04
50/50	30 05 05
56/40	30 56 04
56/50	30 56 05
56/56	30 56 56
63/40	30 06 04
63/50	30 06 05
63/56	30 06 56
63/63	30 06 06
75/40	30 07 04
75/50	30 07 05
75/56	30 07 56
75/63	30 07 06
75/75	30 07 07
90/40	30 09 04
90/50	30 09 05
90/56	30 09 56
90/63	30 09 06
90/75	30 09 07
90/90	30 09 09
110/40	30 11 04
110/50	30 11 05
110/56	30 11 56
110/63	30 11 06
110/75	30 11 07
110/90	30 11 09
110/110	30 11 11
125/40	30 12 04
125/50	30 12 05
125/56	30 12 56
125/63	30 12 06
125/75	30 12 07
125/90	30 12 09
125/110	30 12 11
125/125	30 12 12
160/50	30 16 05
160/63	30 16 06
160/56	30 16 56
160/63	30 16 06
160/75	30 16 07
160/90	30 16 09
160/110	30 16 11
160/125	30 16 12
160/160	30 16 16
200/50	30 20 05
200/56	30 20 56
200/63	30 20 06
200/75	30 20 07
200/90	30 20 09
200/110	30 20 11
200/125	30 20 12
200/160	30 20 16
200/200	30 20 20
250/75	30 25 07
250/90	30 25 09
250/110	30 25 11
250/125	30 25 12
250/160	30 25 16
250/200	30 25 20
250/250	30 25 25
315/75	30 31 07
315/90	30 31 09
315/110	30 31 11
315/125	30 31 12
315/160	30 31 16
315/200	30 31 20
315/250	30 31 25
315/315	30 31 31

Branch 88,5°



d ₁ /d ₂	Art. Nr.
40/40	20 04 04
50/40	20 05 04
50/50	20 05 05
56/50	20 56 05
56/56	20 56 56
63/40	20 06 04
63/50	20 06 05
63/56	20 06 56
63/63	20 06 06
75/40	20 07 04
75/50	20 07 05
75/56	20 07 56
75/63	20 07 06
75/75	20 07 07
90/40	20 09 04
90/50	20 09 05
90/56	20 09 56
90/63	20 09 06
90/75	20 09 07
90/90	20 09 09
110/40	20 11 04
110/50	20 11 05
110/56	20 11 56
110/63	20 11 06
110/75	20 11 07
110/90	20 11 09
110/110	20 11 11
125/50	20 12 05
125/56	20 12 56
125/63	20 12 06
125/75	20 12 07
125/90	20 12 09
125/110	20 12 11
125/125	20 12 12
160/50	20 16 05
160/56	20 16 56
160/63	20 16 06
160/75	20 16 07
160/90	20 16 09
160/110	20 16 11
160/125	20 16 12
160/160	20 16 16
200/75	20 20 07
200/90	20 20 09
200/110	20 20 11
200/125	20 20 12
200/160	20 20 16
200/200	20 20 20
250/110	20 25 11
250/125	20 25 12
250/160	20 25 16
250/200	20 25 20
250/250	20 25 25
315/110	20 31 11
315/125	20 31 12
315/160	20 31 16
315/200	20 31 20
315/250	20 31 25
315/315	20 31 31

Double branch 45°



d ₁ /d ₂	Art. Nr.
110/40	36 11 04
110/50	36 11 05
110/110	36 11 11

Clean out branch 45°



d ₁ /d ₂	Art. Nr.
110/110	33 11 00
125/110	33 12 00
160/110	33 16 00

Clean out branch 90°



d ₁ /d ₂	Art. Nr.
40/40	23 04 00
50/50	23 05 00
56/56	23 56 00
63/63	23 06 00
75/75	23 07 00
90/90	23 09 00
110/110	23 11 20
125/110	23 12 00
160/110	23 16 00
200/110	23 20 00
250/110	23 25 00
315/110	23 31 00

Branch 88,5° swept entry



d ₁ /d ₂	Art. Nr.
110/110	25 11 11

Double ball branch 88,5° - 90°



d ₁ /d ₂	Art. Nr.
110/50	24 11 14
110/56	24 11 15
110/63	24 11 16
110/75	24 11 17
110/90	24 11 19
110/110	24 11 01
125/50	24 12 14
125/56	24 12 15
125/75	24 12 17
125/110	24 12 01
125/125	24 12 12

Double ball branch 88,5° - 135°



d ₁ /d ₂	Art. Nr.
110/50	24 11 24
110/56	24 11 25
110/63	24 11 26
110/75	24 11 27
110/90	24 11 29
110/110	24 11 02
125/50	24 12 24
125/56	24 12 25
125/75	24 12 27
125/110	24 12 02
125/125	24 12 22

Double ball branch 88,5° - 180°



d ₁ /d ₂	Art. Nr.
110/50	24 11 34
110/56	24 11 35
110/63	24 11 36
110/75	24 11 37
110/90	24 11 39
110/110	24 11 03
125/50	24 12 34
125/56	24 12 35
125/75	24 12 37
125/110	24 12 03
125/125	24 12 32

Triple ball branch 88,5° - 90°



d ₁ /d ₂	Art. Nr.
110/50	34 11 14
110/56	34 11 15
110/63	34 11 16
110/75	34 11 17
110/90	34 11 19
110/110	34 11 01
125/50	34 12 14
125/56	34 12 15
125/75	34 12 17
125/110	34 12 01
125/125	34 12 12

Triple ball branch 88,5° - 135°



d ₁ /d ₂	Art. Nr.
110/50	34 11 24
110/56	34 11 25
110/63	34 11 26
110/75	34 11 27
110/90	34 11 29
110/110	34 11 02
125/50	34 12 24
125/56	34 12 25
125/75	34 12 27
125/110	34 12 02
125/125	34 12 22

Fourfold ball branch 88,5° - 90°



d ₁ /d ₂	Art. Nr.
110/50	44 11 14
110/56	44 11 15
110/63	44 11 16
110/75	44 11 17
110/90	44 11 19
110/110	44 11 01
125/50	44 12 14
125/56	44 12 15
125/75	44 12 17
125/110	44 12 01
125/125	44 12 12

Akavent aerator



d ₁	Art. Nr.
110	60 11 17
160	60 16 17

End cap



d ₁	Art. Nr.
40	67 04 07
50	67 05 07
56	67 56 07
63	67 06 07
75	67 07 07
90	67 09 07
110	67 11 07
125	67 12 09
160	67 16 09
200	67 20 09
250	67 25 09
315	67 31 09

Connection fittings

Electrofusion coupler Akafusion



d ₁	Art. Nr.
40	41 04 95
50	41 05 95
56	41 56 95
63	41 06 95
75	41 07 95
90	41 09 95
110	41 11 95
125	41 12 95
160	41 16 95
200	41 20 65
250	41 25 65
315	41 31 65

Snap socket



d ₁	Art. Nr.
40	40 04 10
50	40 05 10
63	40 06 10
75	40 07 10
90	40 09 10
110	40 11 10
125	40 12 10
160	40 16 10
200	40 20 10

Expansion socket with anchor point



d ₁	Art. Nr.
40	40 04 20
50	40 05 20
56	40 56 20
63	40 06 20
75	42 07 20
90	42 09 20
110	42 11 20
125	42 12 20
160	42 16 20
200	40 20 20
250	40 25 20
315	40 31 20

Snap socket short



d ₁	Art. Nr.
110	40 11 40

Plug-in socket



d ₁	Art. Nr.
40	42 04 50
50	42 05 50
56	42 56 50
63	42 06 50
75	42 07 50
90	42 09 50
110	42 11 50
125	42 12 50
160	42 16 50

Screw coupler short



d ₁	Art. Nr.
40	43 04 30
50	43 05 30
56	43 56 30
63	43 06 30
75	43 07 30
90	43 09 30
110	43 11 30

Inspection screw lock long



d ₁	Art. Nr.
40	66 04 40
50	66 05 40
56	66 56 40
63	66 06 40
75	66 07 40
90	66 09 40
110	66 11 40

Flange bushing for screw coupler



d ₁	Art. Nr.
40	43 04 05
50	43 05 05
56	43 56 05
63	43 06 05
75	43 07 05
90	43 09 05
110	43 11 05

Inspection screw lock short



d ₁	Art. Nr.
75	66 07 00
110	66 11 20

Waste connector



d ₁	Art. Nr.
32 x 1¼"	98 03 81
40 x 1½"	98 04 82
50 x 2"	98 05 83

Female thread adaptor short



d ₁	Art. Nr.
40 x ½"	91 04 78
40 x ¾"	91 04 79
40 x 1"	91 04 80
40 x 1¼"	91 04 81
50 x 1"	91 05 80
50 x 1¼"	91 05 81
50 x 1½"	91 05 82
63 x 1½"	91 06 82
63 x 2"	91 06 83

Female thread adaptor long



d ₁	Art. Nr.
40 x ½"	92 04 78
40 x ¾"	92 04 79
40 x 1"	92 04 80
40 x 1¼"	92 04 81
50 x ½"	92 05 78
50 x ¾"	92 05 79
50 x 1"	92 05 80
50 x 1¼"	92 05 81
50 x 1½"	92 05 82
50 x 2"	92 05 83
56 x 2"	92 56 83
63 x 1½"	92 06 82
63 x 2"	92 06 83
75 x 2½"	92 07 84

Male thread adaptor short



d ₁	Art. Nr.
40 x ½"	96 04 78
40 x ¾"	96 04 79
40 x 1"	96 04 80
40 x 1¼"	96 04 81
50 x 1"	96 05 80
50 x 1¼"	96 05 81
50 x 1½"	96 05 82
63 x 1½"	96 06 82
63 x 2"	96 06 83

Contraction socket



d ₁ /d	Art. Nr.
40/50	55 04 01
40/70	55 04 02
50/70	55 05 03
50/80	55 05 04
56/75	55 56 01
63/75	55 06 01
63/85	55 06 03
75/90	55 07 01
75/100	55 07 02
90/110	55 09 02
110/125	55 11 02
110/135	55 11 03
110/150	55 11 04
125/155	55 12 01
125/170	55 12 02
160/180	55 16 02
160/195	55 16 04
200/225	55 20 01
250/280	55 25 01

Male thread adaptor long



d ₁	Art. Nr.
40 x ½"	97 04 78
40 x ¾"	97 04 79
40 x 1"	97 04 80
40 x 1¼"	97 04 81
50 x 1"	97 05 80
50 x 1¼"	97 05 81
50 x 1½"	97 05 82
56 x 2"	97 56 83
63 x 1½"	97 06 82
63 x 2"	97 06 83
75 x 2½"	97 07 84

Stub flange



d ₁	Art. Nr.
40	47 04 02
50	47 05 02
56	47 56 02
63	47 06 02
75	47 07 02
90	47 09 02
110	47 11 02
125	47 12 02
160	47 16 02
200	47 20 02
250	47 25 02
315	47 31 02

Gasket flat



d_1	Art. Nr.
40/32	47 04 13 910
50/40	47 05 13 910
56/50	47 06 13 810
63/50	47 06 13 810
75/65	47 07 13 810
90/80	47 09 13 810
110/100	47 11 13 810
125/100	47 12 13 810
160/150	47 16 13 810
200/200	47 20 13 810
250/250	47 25 13 810
315/300	47 31 13 810

Profile backing ring PP ductile iron core



d_1 /DN	Art. Nr.
40/32	47 04 09 010
50/40	47 05 09 010
56/50	47 06 09 010
63/50	47 06 09 010
75/65	47 07 09 010
90/80	47 09 09 010
110/100	47 11 09 010
125/100	47 12 09 010
160/150	47 16 09 010
200/200	47 20 09 010
250/250	47 25 09 010
315/300	47 31 09 010

Blind flange PP ductile iron core



d_1 /DN	Art. Nr.
40/32	47 04 85 010
50/40	47 05 85 010
56/50	47 06 85 010
63/50	47 06 85 010
75/65	47 07 85 010
90/80	47 09 85 010
110/100	47 11 85 010
125/100	47 11 85 010
160/150	47 16 85 010
200/200	47 20 85 010
250/250	47 25 85 010
315/300	47 31 85 010

Protection cap for pipe



d_1	Art. Nr.
40	40 04 29
50	40 05 29
56	40 56 29
63	40 06 29
75	40 07 29
90	40 09 29
110	40 11 29
125	40 12 29
160	40 16 29

Rubber collar for pipe in pipe joints



d_1 /d	Art. Nr.
50/32	51 33 01
50/40	51 35 01
56/32	51 33 03
56/40	51 35 03
63/32	51 35 02
63/40	51 36 02
63/50	51 37 02

Double-flange bushing



d_1	Art. Nr.
110	43 11 15
125	43 12 15
160	43 16 15
200	43 20 15
250	43 25 15
315	43 31 15

Sanitary fittings

Wall-lavatory bend 90°



d_1 /d	Art. Nr.
90/90	50 09 84
110/90	50 11 85
110/110	50 11 82

Double wall-lavatory bend 90° (vertical)



d_1 /d	Art. Nr.
110/90	50 09 34
110/110	50 11 34

Double wall-lavatory bend 90° (horizontal)



d_1 /d	Art. Nr.
110/90	50 09 35
110/110	50 11 35

Wall-lavatory bend 90° left (horizontal)



d_1 /d	Art. Nr.
90/90	50 09 32
110/90	50 10 32
110/110	50 11 32

Wall-lavatory bend 90° right (horizontal)



d_1 /d	Art. Nr.
90/90	50 09 33
110/90	50 10 33
110/110	50 11 33

Wall-lavatory socket



d_1 /d	Art. Nr.
90/90	50 09 51
110/110	50 11 71

Protection plug



d_1	Art. Nr.
90	43 09 19
110	43 11 19

Floor-lavatory socket



d_1	Art. Nr.
90	50 09 01
110	50 11 01

Floor-lavatory bend 90°



d_1	Art. Nr.
90	50 09 11
110	50 11 11

Universal protection plug



Art. Nr.
43 46 19

Trap connection socket



d_1	Art. Nr.
32	51 03 01
40	51 04 01
50	51 05 01
56	51 56 01
50	51 05 02
56	51 56 02

Rubber collar for trap connection socket/bend



d_1	Art. Nr.
46	51 33 01
46	51 35 01
58	51 35 02
58	51 36 02
58	51 37 02
56	51 56 02

Trap connection bend 90°



d_1	Art. Nr.
40	51 04 11
50	51 05 11
56	51 56 11
50	51 05 12
56	51 56 12

Rubber seal for floor-lavatory socket/bend



d_1	Art. Nr.
129	50 11 13

Traps

Floor waste gully electrofusable



d ₁ /d ₂ /d ₃	Art. Nr.
110/3x56/75	46 11 56

Floor waste gully push-fit



d ₁ /d ₂ /d ₃	Art. Nr.
110/3x50/75	46 11 05

Four way riser electrofusable



d ₁ /d ₂	Art. Nr.
110/4x50	46 11 11

Universal trap with flange bushing



d ₁	Art. Nr.
63	06 06 09
75	07 07 09
90	09 09 09
110	11 11 09

S-trap



d ₁ /d ₂	Art. Nr.
40/40	04 04 01
50/40	04 05 01
50/50	05 05 01
56/50	05 56 01
63/50	05 06 01
56/56	56 56 01
63/63	06 06 01
75/75	07 07 01

P-trap



d ₁ /d ₂	Art. Nr.
40/40	04 04 02
50/40	04 05 02
50/50	05 05 02
63/50	05 06 02
56/56	56 56 02
63/63	06 06 02

Running trap



d ₁ /d ₂	Art. Nr.
40/40	04 04 03
50/50	05 05 03
56/56	56 56 03
63/63	06 06 03

Spare parts

Collar for plug-in socket, plug-in socket short, snap socket and expansion socket



d ₁	Art. Nr.
32	40 03 13
40	40 04 13
50	40 05 13
56	40 56 13
63	40 06 13
75	40 07 13
75	42 07 23
90	40 09 13
90	42 09 23
110	40 11 13
110	42 11 23
125	40 12 13
125	42 12 23
160	40 16 13
160	42 16 23
200	40 20 13
200	40 20 23
250	40 25 23
315	40 31 23

Protection plug for plug-in socket, plug-in socket short, snap socket and expansion socket



d ₁	Art. Nr.
32	40 03 19
40	40 04 19
50	40 05 19
56	40 56 19
63	40 06 19
75	40 07 19
90	40 09 19
110	40 11 19
125	40 12 19
160	40 16 19
200	40 20 19

Protection plug for trap connection socket/bend



d ₁	Art. Nr.
46	40 46 19
58	40 58 19

Fixing material

Anchor bracket



d ₁	Art. Nr.
40	70 04 78
50	70 05 78
56	70 56 78
63	70 06 78
75	70 07 78
90	70 09 78
110	70 11 78
125	70 12 78
160	70 16 78
200	70 20 80
250	70 25 80
315	70 31 80

Guide bracket



d ₁	Art. Nr.
40	70 04 10
50	70 05 10
56	70 56 10
63	70 06 10
75	70 07 10
90	70 09 10
110	70 11 10
125	70 12 10
160	70 16 10
200	70 20 80
250	70 25 80
315	70 31 80

Clamp liners



d ₁	Art. Nr.
40	70 04 15
50	70 05 15
56	70 56 15
63	70 06 15
75	70 07 15
90	70 09 15
110	70 11 15
125	70 12 15
160	70 16 15
200	70 20 15

Mounting plate for anchor bracket



Art. Nr.
70 94 78
70 94 80

Mounting plate for guide bracket



Art. Nr.
70 94 10
70 94 80

Support shell galvanised



d ₁	Art. Nr.
40	90 04 00
50	90 05 00
56	90 56 00
63	90 06 00
75	90 07 00
90	90 09 00
110	90 11 00
125	90 12 00
160	90 16 00

Electrofusion control boxes

Control box Akafusion CB315-U



d ₁	Art. Nr.
40-315	41 99 10

Control box Akafusion CB160



d ₁	Art. Nr.
40-160	41 98 10

Control box Akafusion CB200+



d ₁	Art. Nr.
200-315	41 98 20

Output leads for control box Akafusion CB315-U



d ₁	Art. Nr.
40-160	41 99 71
200-315	41 99 72

Butt-welding machines

Butt-welding machine 160C



d ₁	Art. Nr.
40-160	49 20 00

Butt-welding machine 250C




d ₁	Art. Nr.
75-250	49 30 00

Butt-welding machine 315C



d ₁	Art. Nr.
90-315	49 40 00

Welding plate



d ₁	Art. Nr.
40-110	49 00 10

Tools & accessories

Scraper



Art. Nr.
61 33 11

Scraper Spider



Art. Nr.
41 98 60
41 98 65

Spider accessories

Accessories	Art. Nr.
Replacement blades	41 98 61
Roller set 3x	41 98 62
Roller holder	41 98 63
Replacement screw M2, 5x6 for blades	41 98 64
Case	41 98 66

Pipe cutter



d ₁	Art. Nr.
40-63	49 09 10
50-125	49 10 10
110-160	49 11 10

Grease pencil



Art. Nr.
41 96 20

PE cleaner



Art. Nr.
60 10 00

Specialist Drainage Systems

Akatherm BV
Industrieterrein 11
PO Box 7149
NL-5980 AC Panningen
The Netherlands

Tel +31 (0)77 30 88 650
Fax +31 (0)77 30 75 232

info@akatherm.nl
www.akatherm.com